



EARTHCHECK

EARTHCHECK

EXECUTIVE SUMMARY

2019 - 2020

SUCCESSSES



WASTE SENT TO LANDFILL

LAST YEAR

2.1

L / SQUARE METRE

THIS YEAR

2.0

L / SQUARE METRE

✓ **4.5 %**



WASTE RECYCLING RATING

LAST YEAR



THIS YEAR



CLEANING PRODUCTS RATING

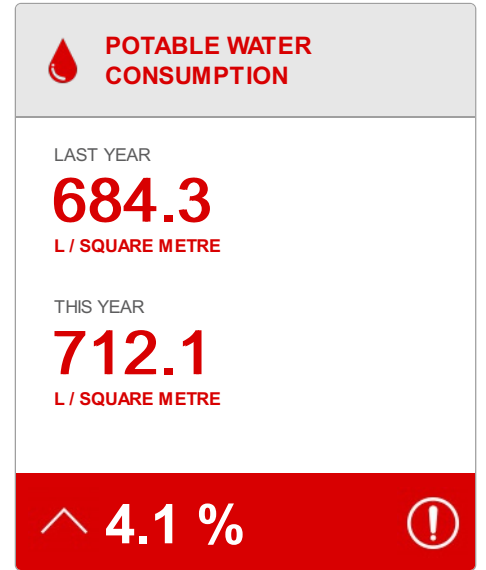
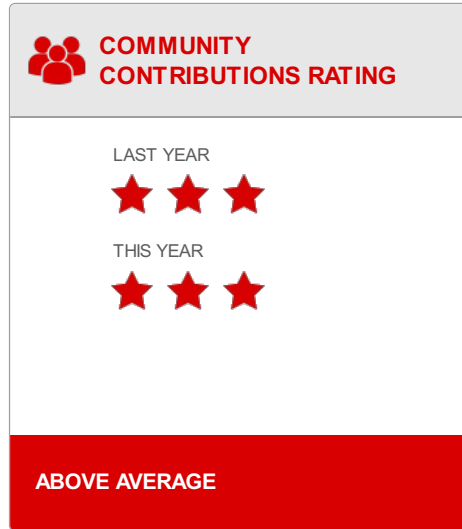

LAST YEAR



THIS YEAR

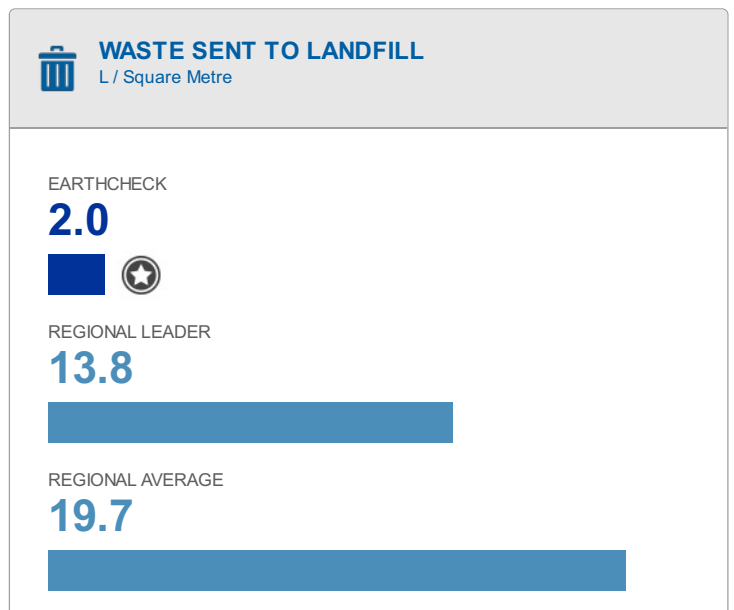
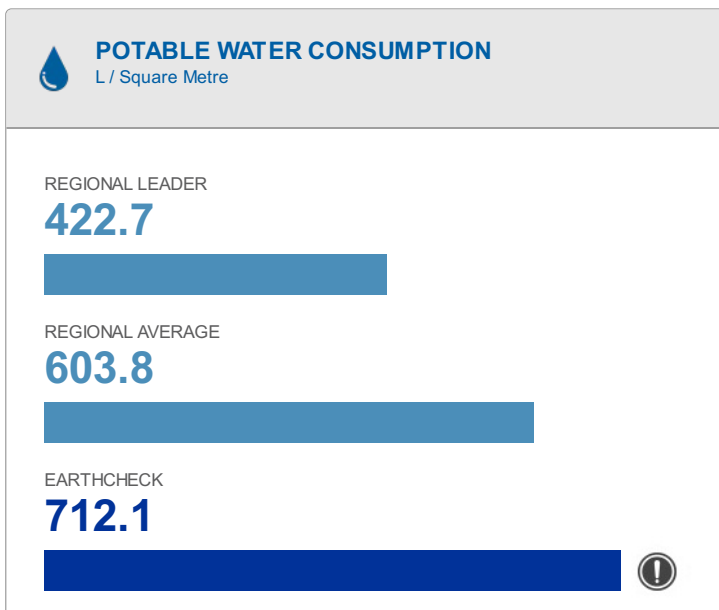
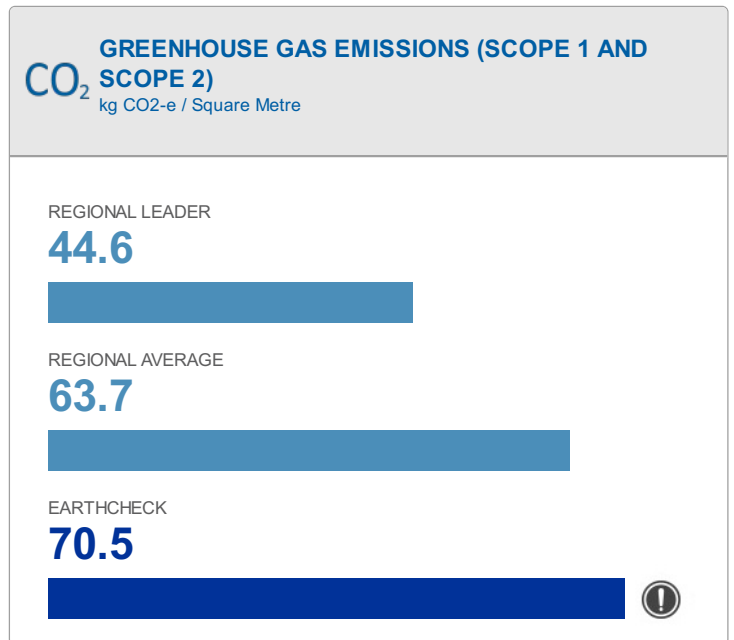
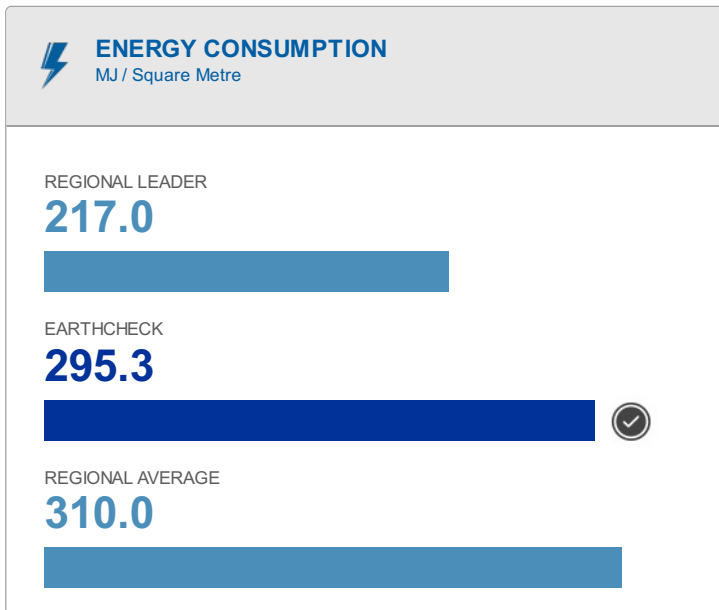


AREAS FOR IMPROVEMENT

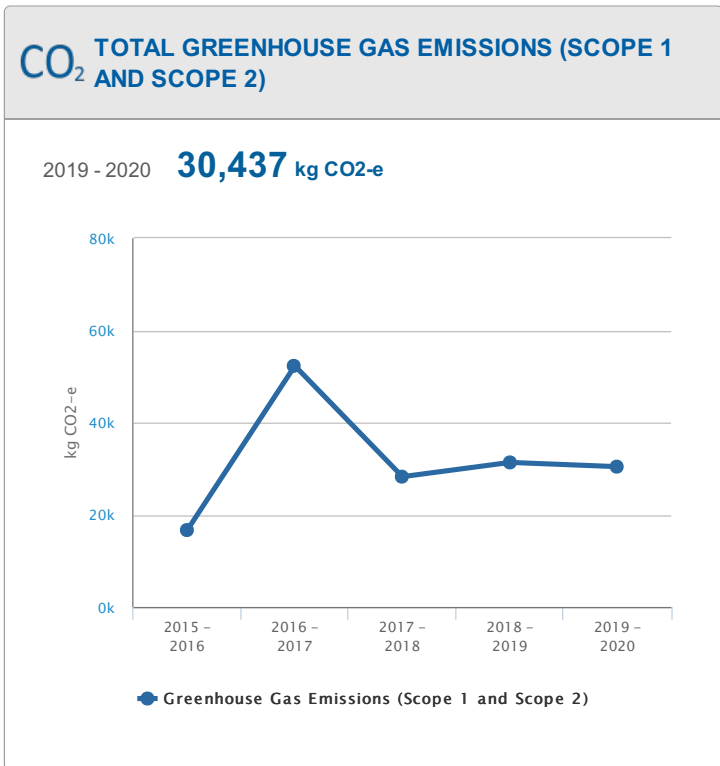
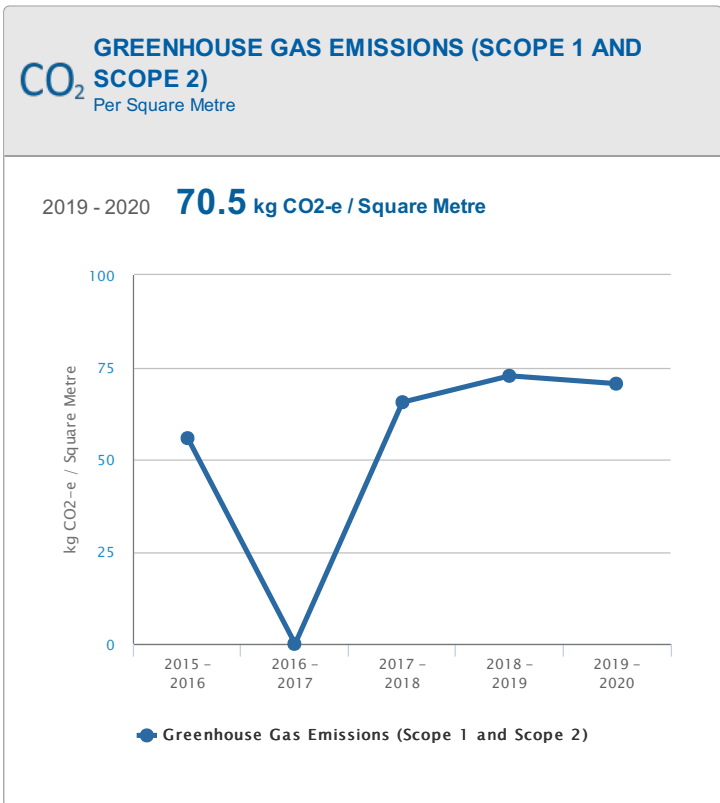
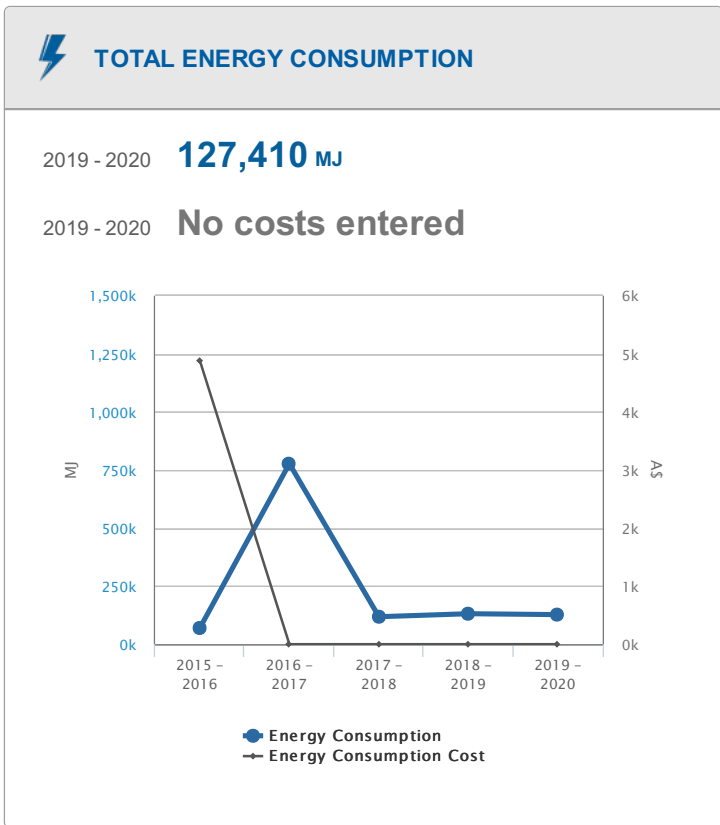
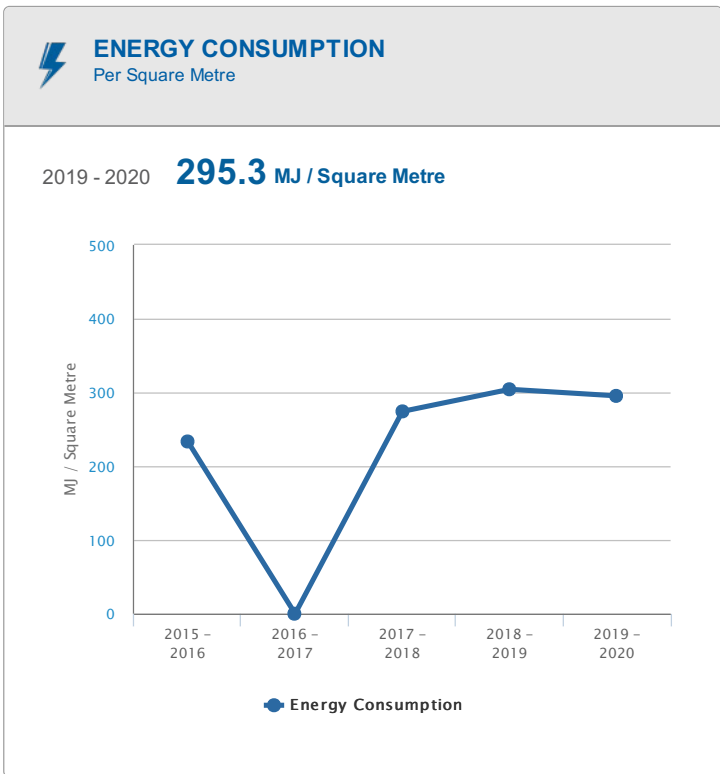


HOW YOU COMPARE TO YOUR COMPETITORS

 REGIONAL LEADER
  ABOVE AVERAGE
  BELOW AVERAGE



YOUR PROGRESS

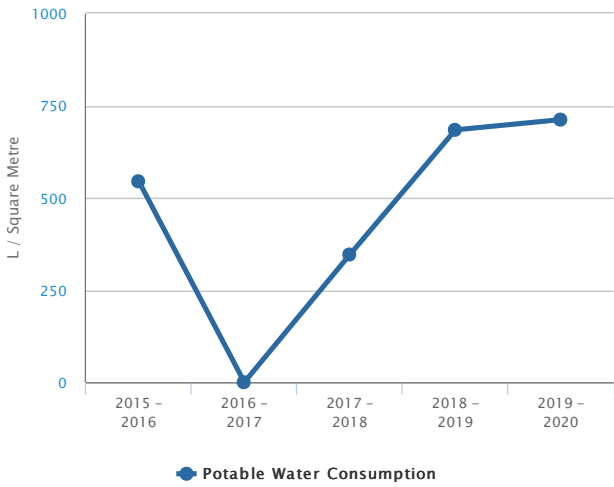




POTABLE WATER CONSUMPTION

Per Square Metre

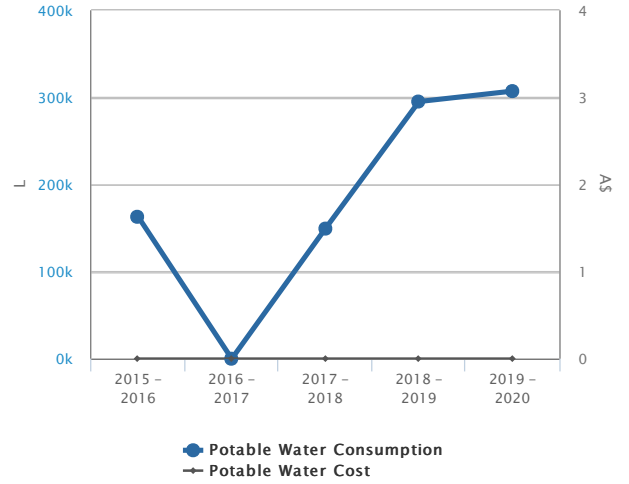
2019 - 2020 **712.1 L / Square Metre**



TOTAL POTABLE WATER CONSUMPTION

2019 - 2020 **307,210 L**

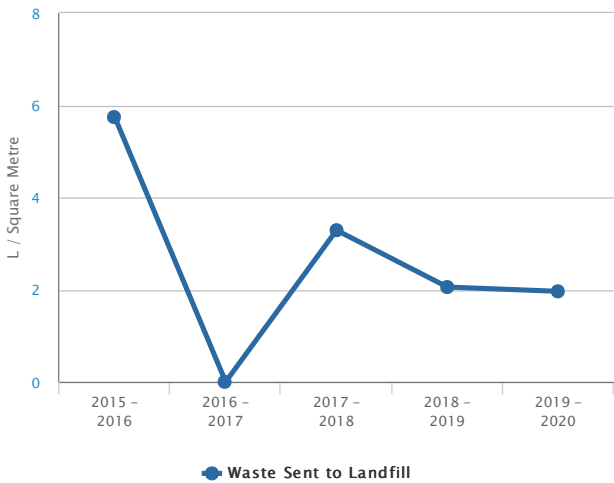
2019 - 2020 **No costs entered**



WASTE SENT TO LANDFILL

Per Square Metre

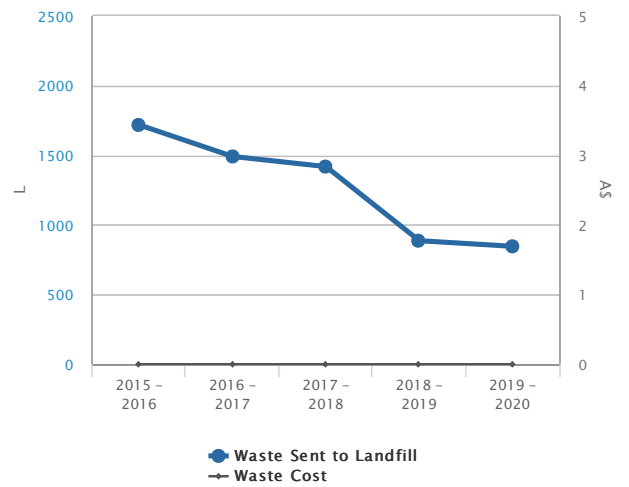
2019 - 2020 **2.0 L / Square Metre**



TOTAL WASTE SENT TO LANDFILL

2019 - 2020 **847 L**

2019 - 2020 **No costs entered**



EXPLORE YOUR PERFORMANCE

More information about your performance including trends and breakdowns can be found in MyEarthCheck.

RECOMMENDED ACTIONS



CORPORATE SOCIAL RESPONSIBILITY

1. AIM TO PROVIDE COMPETITIVE LEVELS OF PAY AND BENEFITS RELATIVE TO THE INDUSTRY AND LOCAL MARKETS IN WHICH YOU OPERATE.
2. OFFER STAFF THE OPTION OF A RETIREMENT FUND
3. MAINTAIN A SAFE AND SECURE WORK ENVIRONMENT THAT REINFORCES THE PRINCIPLES OF INTEGRITY AND RESPECT.
4. OFFER STAFF THE OPTION OF DENTAL & MEDICAL BENEFITS
5. IMPLEMENT EMPLOYMENT PRACTICES THAT ENCOURAGE DIVERSITY AND SUPPORTS THE ELIMINATION OF WORKFORCE DISCRIMINATION.
6. IF YOU WOULD LIKE PERSONALISED ADVICE ON CORPORATE SOCIAL RESPONSIBILITY STRATEGIES, PLEASE CONTACT EARTHCHECK.



COMMUNITY CONTRIBUTIONS RATING

1. CONSIDER SOURCING SUPPLIES LOCALLY, WHERE FEASIBLE.
2. ESTABLISH A PURCHASING POLICY FOR THE PROCUREMENT OF LOCAL PRODUCTS AND SERVICES.
3. PROVIDE LOCAL BUSINESSES THE OPPORTUNITY TO SELL PRODUCTS AND SERVICES TO YOUR BUSINESS E.G. IN THE GIFT SHOP.
4. PROVIDE TRAINING TO STAFF ON SUSTAINABILITY ISSUES
5. SUSTAINABLE COMMUNITIES
6. IF YOU ARE INTERESTED IN SUSTAINABILITY TRAINING, PLEASE CONTACT EARTHCHECK.



POTABLE WATER CONSUMPTION

1. SWITCH TO A SUSTAINABLE SOURCE OF FRESHWATER.
2. IMPLEMENT A PROGRAM TO ENSURE WATER CONSERVATION AS MUCH AS POSSIBLE.
3. IMPLEMENT A REGULAR MAINTENANCE SCHEDULE FOR WATER DEVICES, PIPES AND SYSTEMS.
4. INSTALL LOW/DUAL FLUSH TOILETS TO REDUCE YOUR WATER CONSUMPTION.
5. INSTALL LOW FLOW TAP/FAUCET FITTINGS TO REDUCE YOUR WATER CONSUMPTION.
6. LEAKS AND WATER MONITORING FACTSHEET
7. REDUCING WATER CONSUMPTION (I) FACTSHEET
8. REDUCING WATER CONSUMPTION (II) FACTSHEET
9. IF YOU WOULD LIKE PERSONALISED ADVICE ON FRESH WATER MANAGEMENT STRATEGIES, PLEASE CONTACT EARTHCHECK.